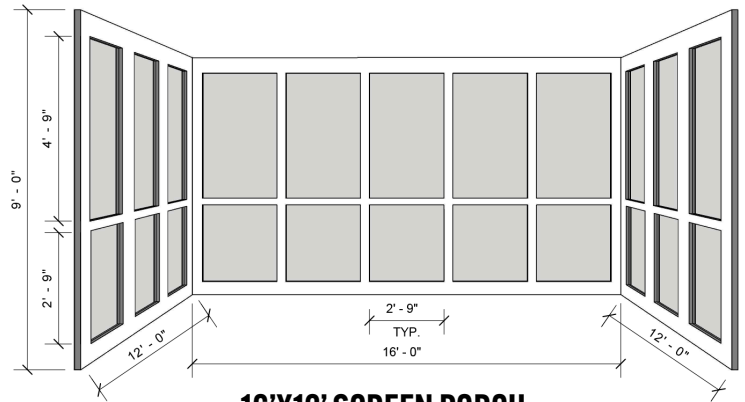




INSTALLATION COMPARISON

TRADITIONAL | THE OLD WAY

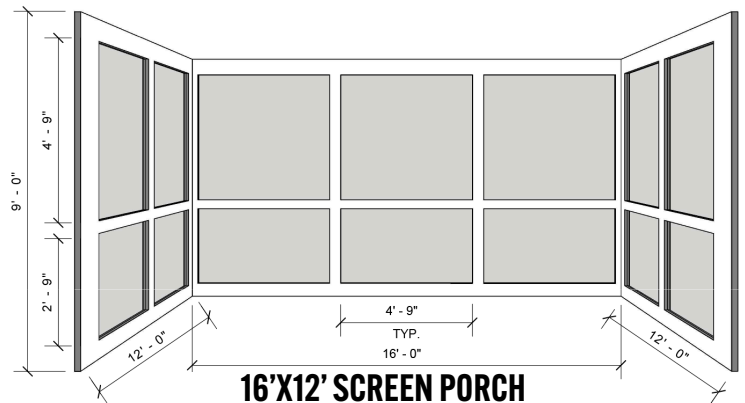
Older style screen porches have staples, splines and small panels with obstructed views. Extra material = extra labor, time & money



16'X12' SCREEN PORCH
22 Panels | Restricted Views

BETTER W/ SCREENEZE | SNAPTRACK


Less obstructions. No staples or splines. But, the panels can be much larger. Panels this size still take extra material and labor.



16'X12' SCREEN PORCH
14 Panels | Partial Views

THE ULTIMATE SCREEN PORCH

Open up your porch with unobstructed views. No staples or splines. Go from 22 panels to just 3 panels! Less panels = less labor, time & money!



16'X12' SCREEN PORCH
Just 3 Panels!!

Save Time & Money On Every Job!!

SPAN PANELS UP TO 150 SQ FT!